

## Portland Police Bureau, Crime Prevention and the DEA Partner to Provide a Prescription Drug Turn In Event

Turn in your unused prescription drugs! Keep our waterways clean and our teens safe from accessing potentially dangerous medications.

The Office of Neighborhood Involvement's Crime Prevention Program will partner with the Portland Police Bureau and the DEA to take back your unused prescription medications. Three drop locations in Portland will be staffed by crime prevention and police officers for the anonymous turn in of unused prescription drugs.

Prescription medications turned in at this event will be incinerated and will not go into our waterways.

**Date:** Saturday April 28<sup>th</sup>, 2012

**Time:** 10:00am-2:00pm

### **Locations:**

North Interstate Fred Meyer  
7404 N Interstate Avenue  
(mobile precinct on site)

Gateway Fred Meyer  
1111 NE 102<sup>nd</sup> Avenue  
(mobile precinct on site)

Mirabella Retirement Community  
3550 SW Bond

**Over the counter and prescription medication accepted.  
We will not accept sharps, EpiPens or inhalers.**



For more information contact Jenni Bernheisel, Crime Prevention Coordinator at 503-823-4257 or [jenni.bernheisel@portlandoregon.gov](mailto:jenni.bernheisel@portlandoregon.gov)

The Mayor's Office of Youth Violence Prevention is organizing monthly community meetings for people interested in combating gang and youth violence in their neighborhoods. The meetings are intended to complement and inform the Gang Violence Task Force Meetings that are held every other Friday at North Precinct from 10:00 to 11:30 am. The hope in starting the evening meetings is that more community members who work during the day will be able to participate.

**The North NE Neighborhood Violence Prevention Committee** will be meeting:

- @ Jefferson HS 5210 N Kerby**
- In the Hospitality Blazer Room Jefferson HS,
- On the 3rd Tuesday of each month at **6 PM**
- The First Meeting will be held on: May 15, 2012**

**The East Portland Neighborhood Violence Prevention Committee** will be meeting:

- @ Papas Pizza 16321 SE Stark** (pizza will be provided)
- On the 3rd Wednesday of each month at **6 PM**
- The First Meeting will be held on: May 16, 2012**



CITY OF

**PORTLAND, OREGON**

OFFICE OF NEIGHBORHOOD INVOLVEMENT

**Amanda Fritz, Commissioner-in-Charge**  
Amalia Alarcón de Morris, Bureau Director  
**Liquor Licensing Programs**  
1221 SW 4th Avenue, Room 110  
Portland, Oregon 97204

*Enhancing the quality of Portland's Neighborhoods through community participation*

April 12, 2012

**Liquor License Renewal –South of Burnside**

**All liquor licenses South of Burnside within the Portland City Limits (East & West) will expire on July 1<sup>st</sup>, 2012, unless renewed by the Oregon Liquor Control Commission (OLCC).** As part of the renewal process, the City of Portland makes recommendations to the OLCC on renewal applications using information gathered from neighbors, community organizations, and public safety officials. The City of Portland is home to approximately 2,900 liquor license establishments, about half of which are coming up for renewal. **Neighbors, Neighborhood and Business Associations, and Community Organizations have a very important role in this process.**

The annual renewal is an opportunity for communities to address problems or concerns with licensed establishments in their neighborhoods. Concerned neighbors and community organizations wishing to oppose a license renewal south of Burnside should advise the Office of Neighborhood Involvement as soon as possible. Licensed establishments not identified by the City of Portland as problems are processed as though they received a “favorable” recommendation. Opposition received by individuals and organizations is considered by the City before a recommendation is made to the OLCC. If neighbors have concerns but do not wish to formally oppose the license renewal, this is an excellent opportunity to engage in problem solving to address concerns informally.

Information about liquor establishments with ongoing problems must be received by **May 15<sup>th</sup>, 2012.**

**Please contact Theresa Marchetti, City of Portland Liquor License Specialist, at 503-823-3092 or [theresa.marchetti@portlandoregon.gov](mailto:theresa.marchetti@portlandoregon.gov).**

# # # # #



POLICE BUREAU

REPORTED PART 1 CRIMES IN PORTLAND  
FOR THE WEEK OF 03-25-2012 THRU 03-31-2012

PT I CRIME	PREVIOUS WEEK 03-18-12 03-24-12	CURRENT WEEK 03-25-12 03-31-12	CURRENT YTD DAILY AVG	LAST YTD DAILY AVG	CURRENT YTD TOTAL	LAST YTD TOTAL	# CHG YTD	% CHG YTD
MURDER	1	1	0.08	0.05	7	5	+2	+40%
RAPE	2	4	0.66	0.53	60	48	+12	+25%
ROBBERY	21	17	2.53	2.54	230	231	-1	+0%
AGGR ASLT	28	55	4.76	4.59	433	418	+15	+4%
BURGLARY RESIDENT	58	48	7.84	6.45	713	587	+126	+21%
NON-RESDN	30	27	4.27	3.53	389	321	+68	+21%
LARCENY SHOPLIFT	68	65	10.55	10.02	960	912	+48	+5%
FROM AUTO	200	222	31.88	26.14	2901	2379	+522	+22%
OTHER LAR	149	124	20.41	17.26	1857	1571	+286	+18%
AUTO THFT	48	56	9.01	8.64	820	786	+34	+4%
ARSON	1	4	0.74	0.62	67	56	+11	+20%
<b>TOTAL</b>	<b>606</b>	<b>623</b>	<b>92.71</b>	<b>80.37</b>	<b>8437</b>	<b>7314</b>	<b>+1123</b>	<b>+15%</b>

INFORMATION SOURCE: PPDS CRIME DATA FILE. REPORT USES  
'REPORTED DATE' FOR TIME PLACEMENT OF CRIME.

YEAR-TO-DATE STATISTICS ARE UPDATED TO INCLUDE  
THOSE CRIMES WHICH WERE REPORTED SINCE 1/1/12  
(OR 1/1/11) BUT WERE NOT PROCESSED UNTIL AFTER  
THE WEEKLY STATISTICS WERE OBTAINED.

YEAR-TO-DATE DAILY AVERAGE IS THE YTD TOTAL DIVIDED  
BY THE NUMBER OF DAYS FROM THE BEGINNING OF THE YEAR  
THRU THE END OF THE CURRENT WEEK.

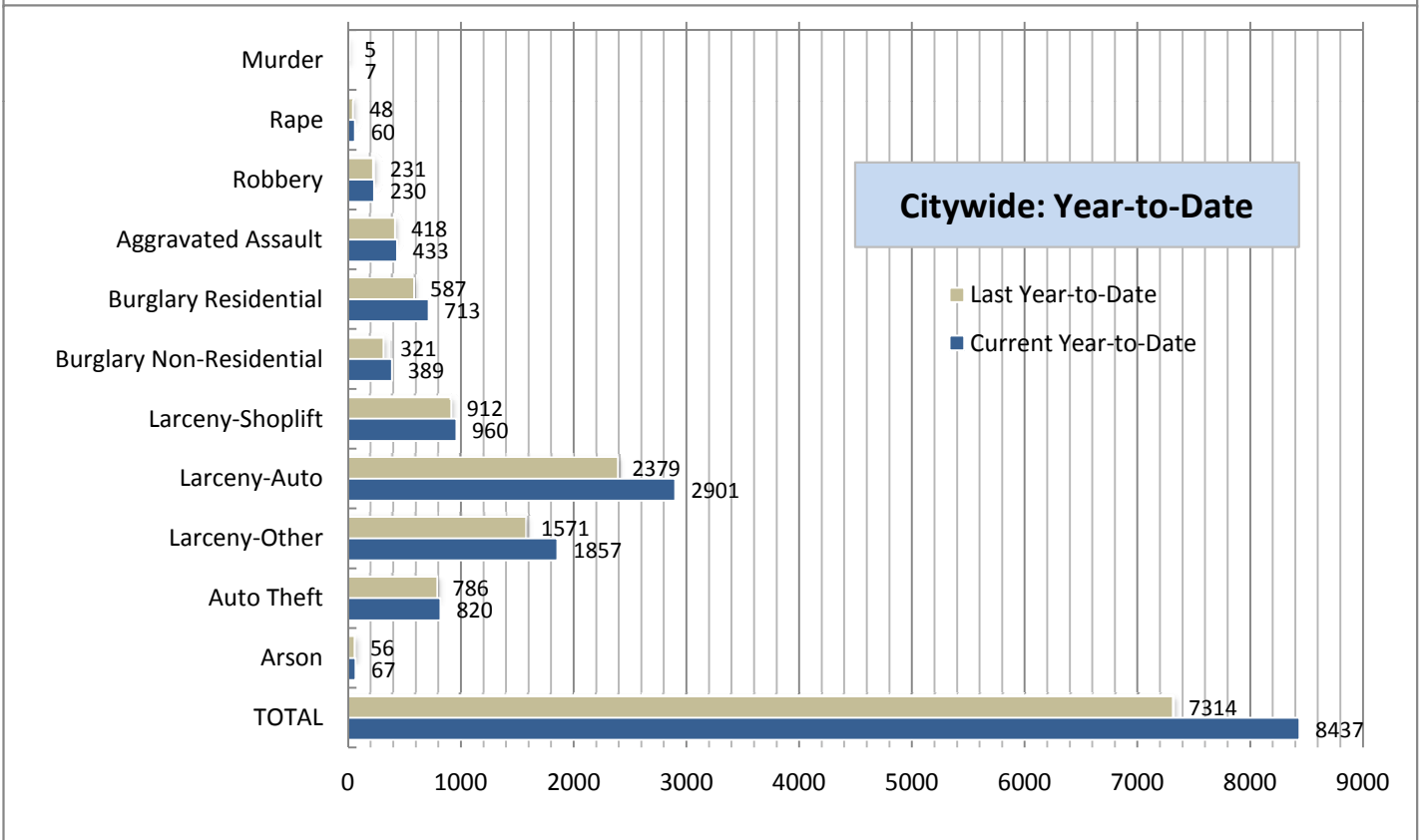
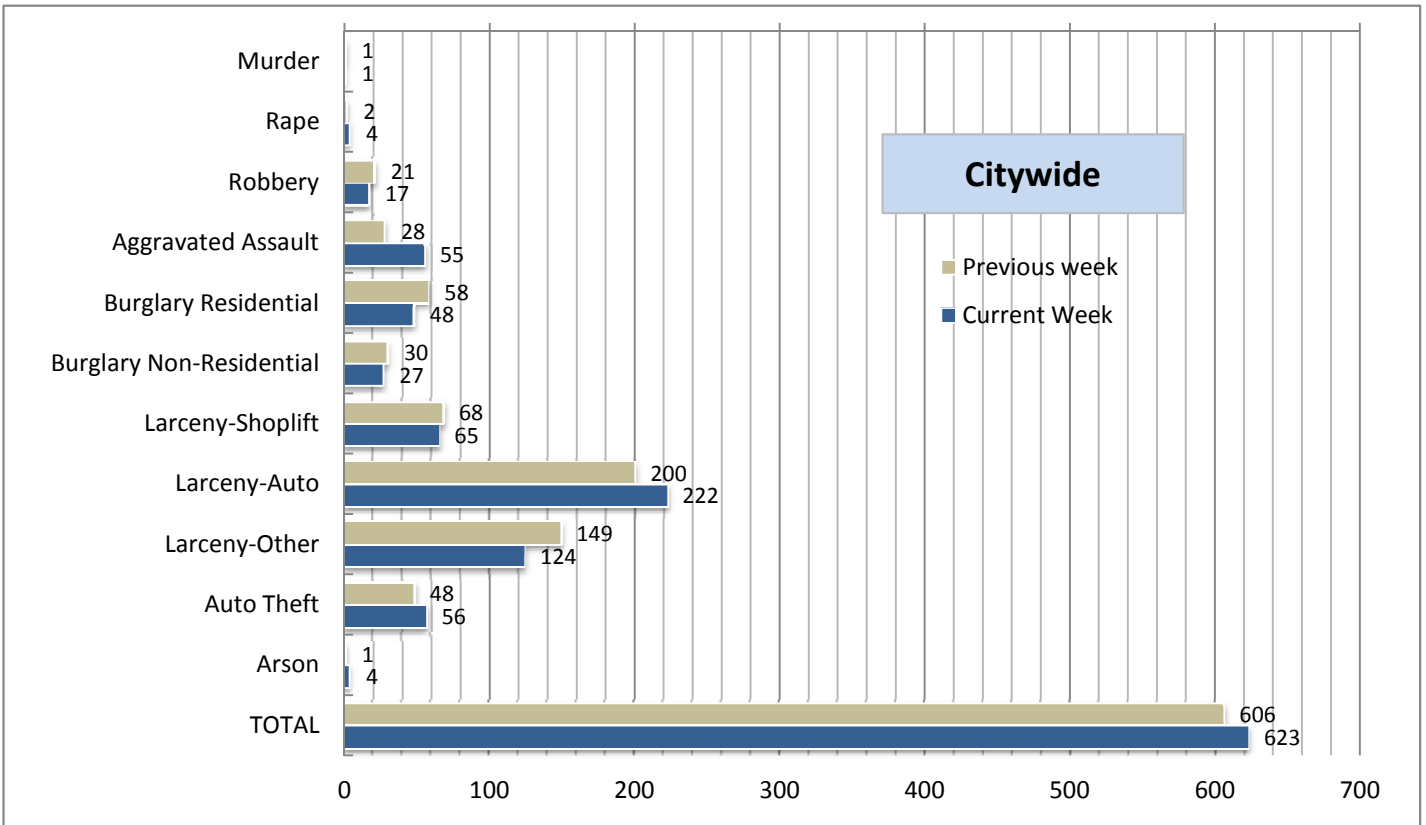
'% CHANGE' IS COMPUTED BY THE FORMULA:  
(CURRENT YTD TOTAL - LAST YTD TOTAL) / LAST YTD TOTAL X 100

PORTLAND POLICE BUREAU  
STRATEGIC SERVICES DIVISION  
1111 SW 2<sup>ND</sup> AVE., RM 1552  
PORTLAND OR 97204-3232



Note: YTD Total and Daily Averages use a January 1 start date. Small base numbers distort "% Change" values. For example, an increase from 2 to 4 would be a 100% change.

# Portland Police Bureau: Citywide Week 13 Reported Statistics



Previous Week: 03-18-12 to 03-24-12  
 Current Week: 03-25-12 to 03-31-12  
 Year-to-Date: January 1 to March 31

POLICE BUREAU

REPORTED PART 1 CRIMES IN CENTRAL PRECINCT  
FOR THE WEEK OF 03-25-2012 THRU 03-31-2012

PT 1 CRIME	PREVIOUS WEEK 03-18-12 03-24-12	CURRENT WEEK 03-25-12 03-31-12	CURRENT YTD DAILY AVG	LAST YTD DAILY AVG	CURRENT YTD TOTAL	LAST YTD TOTAL	# CHG YTD	% CHG YTD
HOMICIDE	0	0	0.03	0.02	3	2	+1	+50%
RAPE	0	2	0.12	0.13	11	12	-1	-8%
ROBBERY	0	3	0.54	0.71	49	65	-16	-25%
AGGR ASLT	4	12	1.19	1.19	108	108	+0	+0%
BURGLARY RESIDENT	10	11	1.90	1.59	173	145	+28	+19%
NON-RESDN	6	6	1.26	1.14	115	104	+11	+11%
LARCENY SHOPLIFT	13	11	2.75	2.31	250	210	+40	+19%
FROM AUTO	80	79	12.90	9.64	1174	877	+297	+34%
OTHER LAR	53	50	7.75	6.11	705	556	+149	+27%
AUTO THFT	6	8	1.60	1.90	146	173	-27	-16%
ARSON	0	0	0.32	0.11	29	10	+19	+190%
TOTAL	172	182	30.36	24.86	2763	2262	+501	+22%

INFORMATION SOURCE: PPDS CRIME DATA FILE. REPORT USES  
'REPORTED DATE' FOR TIME PLACEMENT OF CRIME.  
CASES ARE INCLUDED IF THE LOCATION OF  
OCCURRENCE IS IN CENTRAL PRECINCT.

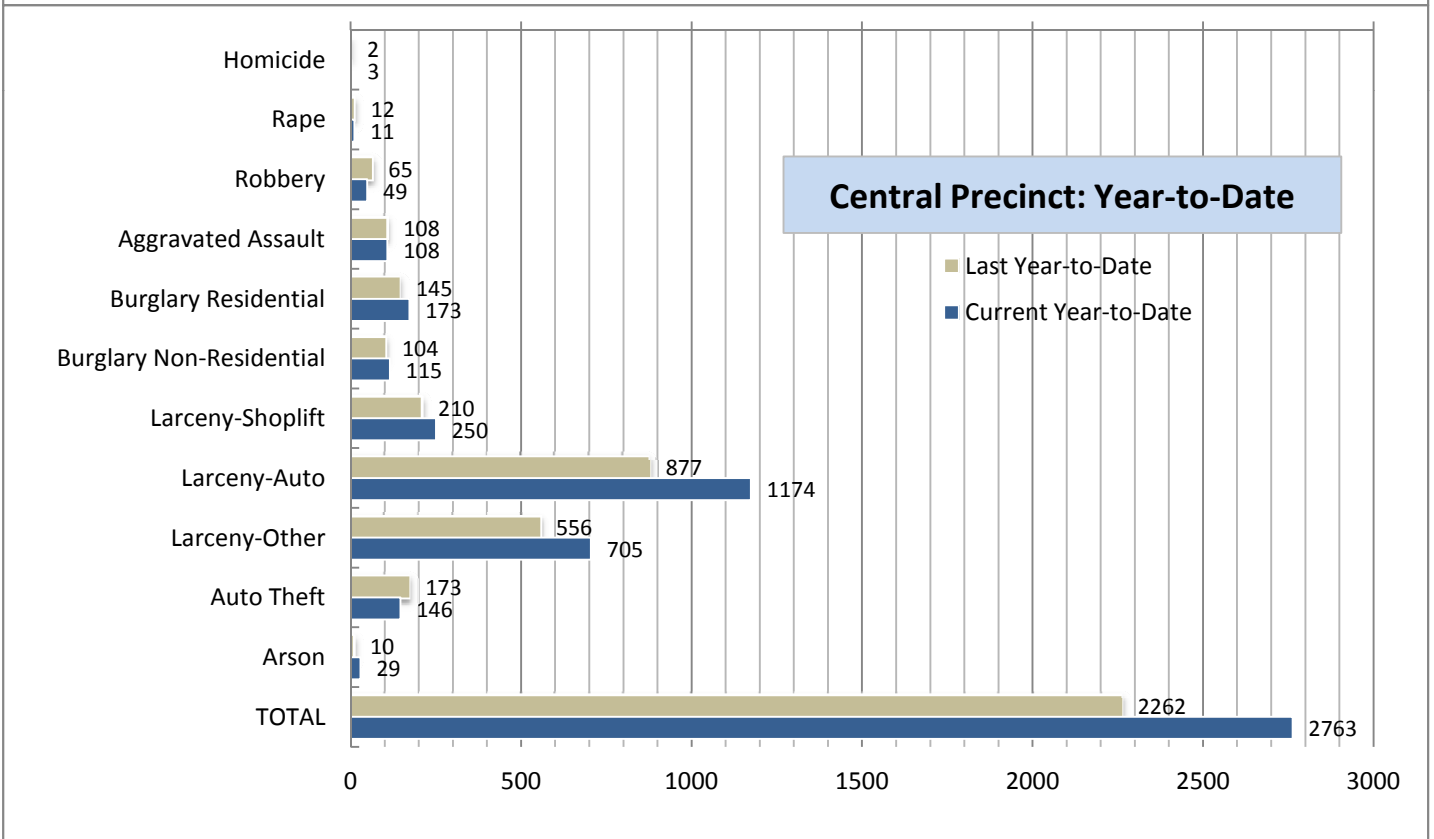
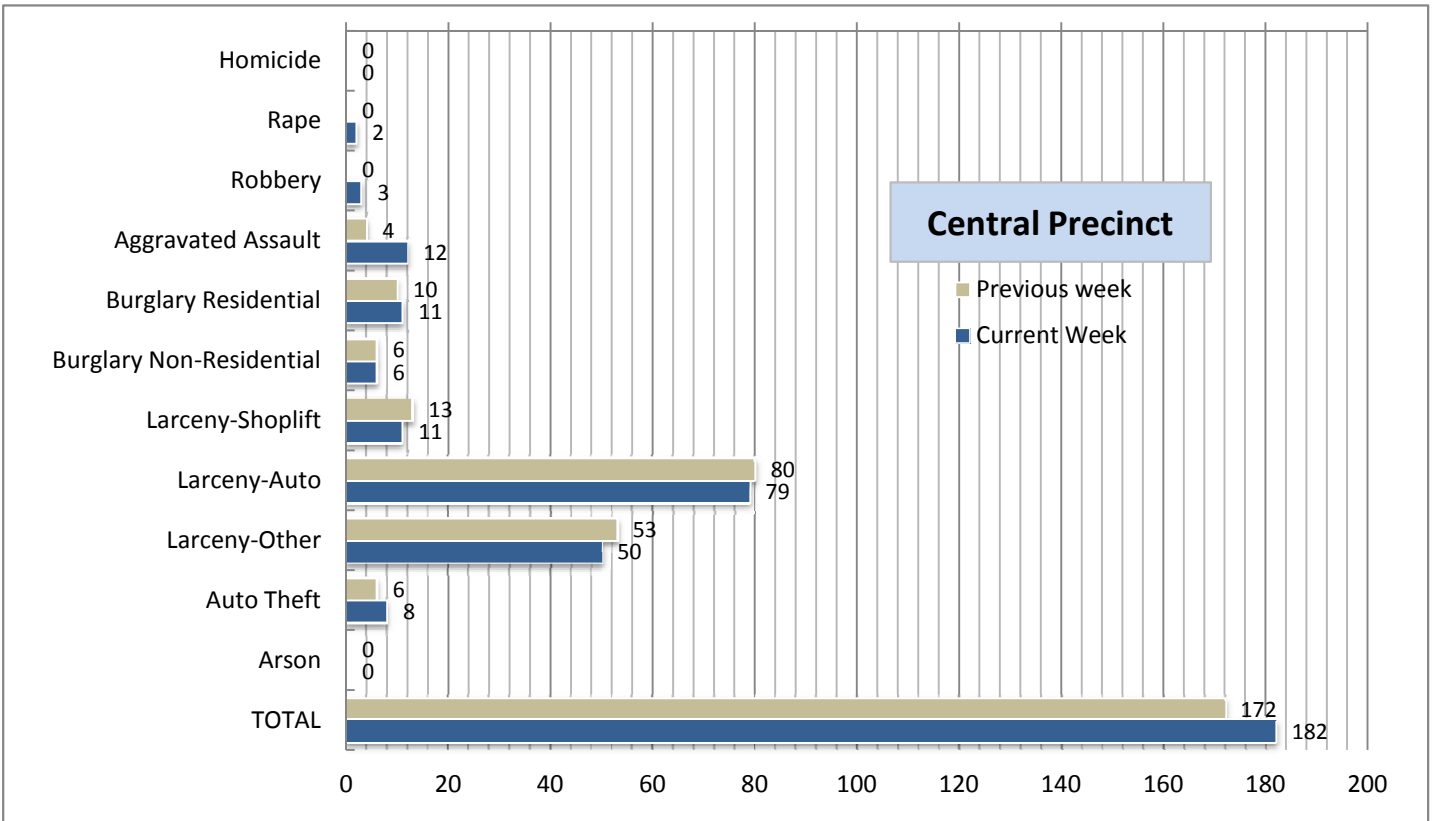
YEAR-TO-DATE STATISTICS ARE UPDATED TO INCLUDE  
THOSE CRIMES WHICH WERE REPORTED SINCE 1/1/12  
(OR 1/1/11) BUT WERE NOT PROCESSED UNTIL AFTER  
THE WEEKLY STATISTICS WERE OBTAINED.

YEAR-TO-DATE DAILY AVERAGE IS THE YTD TOTAL DIVIDED  
BY THE NUMBER OF DAYS FROM THE BEGINNING OF THE YEAR  
THRU THE END OF THE CURRENT WEEK.

TOTALS FOR ALL 3 PRECINCTS MAY DIFFER FROM CITY-WIDE  
TOTALS DUE TO SOME OFFENSES HAVING AN UNKNOWN LOCATION.

'% CHANGE' IS COMPUTED BY THE FORMULA:  
(CURRENT YTD TOTAL - LAST YTD TOTAL) / LAST YTD TOTAL X 100

# Portland Police Bureau : Central Precinct Week 13 Reported Statistics



Previous Week: 03-18-12 to 03-24-12  
 Current Week: 03-25-12 to 03-31-12  
 Year-to-Date: January 1 to March 31

POLICE BUREAU

REPORTED PART 1 CRIMES IN EAST PRECINCT  
FOR THE WEEK OF 03-25-2012 THRU 03-31-2012

PT 1 CRIME	PREVIOUS WEEK 03-18-12 03-24-12	CURRENT WEEK 03-25-12 03-31-12	CURRENT YTD DAILY AVG	LAST YTD DAILY AVG	CURRENT YTD TOTAL	LAST YTD TOTAL	# CHG YTD	% CHG YTD
HOMICIDE	1	0	0.03	0.03	3	3	+0	+0%
RAPE	1	0	0.21	0.19	19	17	+2	+12%
ROBBERY	13	9	1.14	1.10	104	100	+4	+4%
AGGR ASLT	11	21	1.93	1.73	176	157	+19	+12%
BURGLARY RESIDENT	28	24	4.01	3.19	365	290	+75	+26%
NON-RESDN	9	10	1.47	1.27	134	116	+18	+16%
LARCENY SHOPLIFT	35	23	4.19	4.49	381	409	-28	-7%
FROM AUTO	54	67	8.08	7.77	735	707	+28	+4%
OTHER LAR	47	36	5.91	5.67	538	516	+22	+4%
AUTO THFT	28	29	3.85	4.18	350	380	-30	-8%
ARSON	0	2	0.21	0.33	19	30	-11	-37%
TOTAL	227	221	31.03	29.95	2824	2725	+99	+4%

INFORMATION SOURCE: PPDS CRIME DATA FILE. REPORT USES  
'REPORTED DATE' FOR TIME PLACEMENT OF CRIME.  
CASES ARE INCLUDED IF THE LOCATION OF  
OCCURRENCE IS IN EAST PRECINCT.

YEAR-TO-DATE STATISTICS ARE UPDATED TO INCLUDE  
THOSE CRIMES WHICH WERE REPORTED SINCE 1/1/12  
(OR 1/1/11) BUT WERE NOT PROCESSED UNTIL AFTER  
THE WEEKLY STATISTICS WERE OBTAINED.

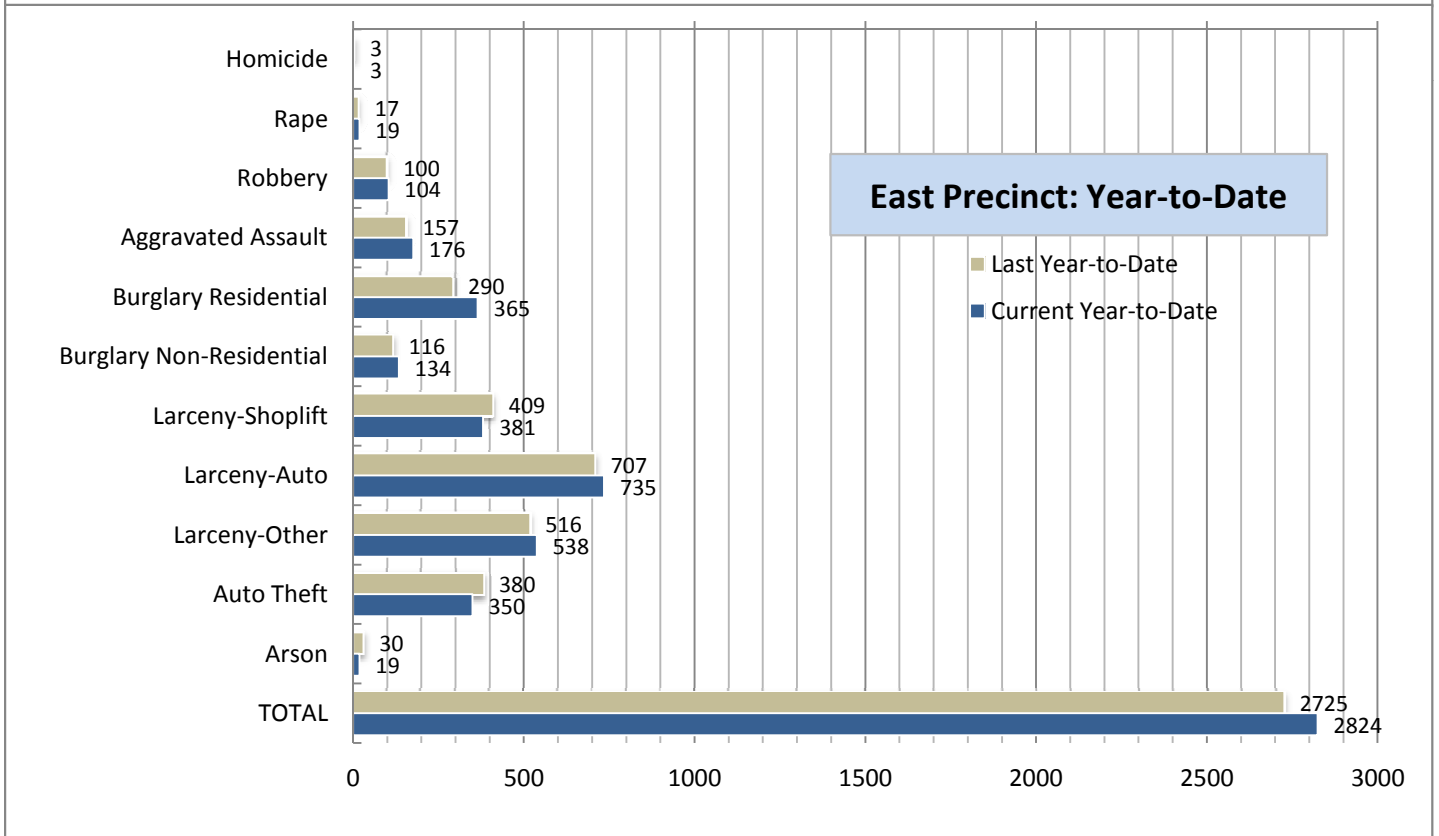
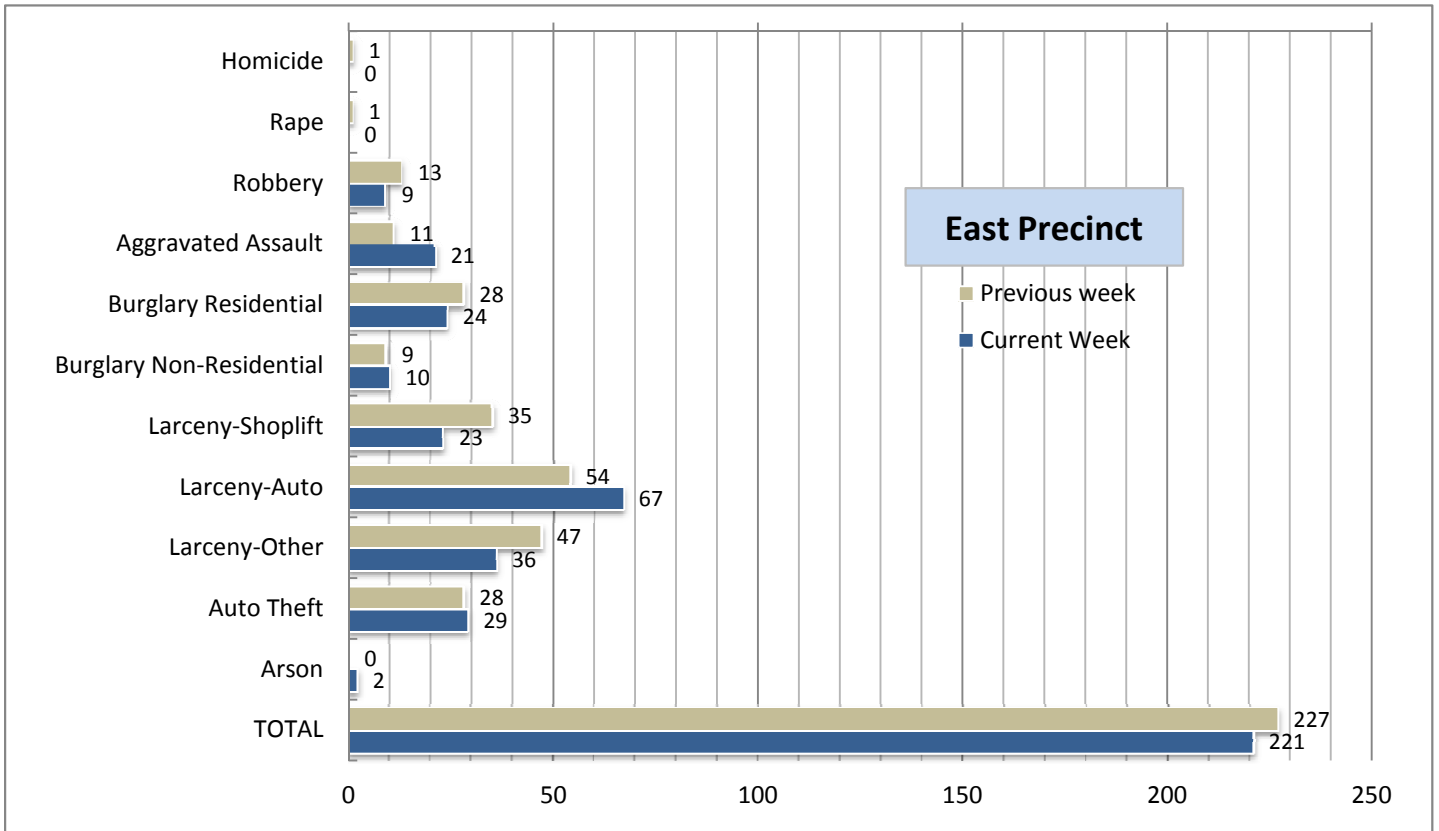
YEAR-TO-DATE DAILY AVERAGE IS THE YTD TOTAL DIVIDED  
BY THE NUMBER OF DAYS FROM THE BEGINNING OF THE YEAR  
THRU THE END OF THE CURRENT WEEK.

TOTALS FOR ALL 3 PRECINCTS MAY DIFFER FROM CITY-WIDE  
TOTALS DUE TO SOME OFFENSES HAVING AN UNKNOWN LOCATION.

'% CHANGE' IS COMPUTED BY THE FORMULA:  
(CURRENT YTD TOTAL - LAST YTD TOTAL) / LAST YTD TOTAL X 100



# Portland Police Bureau : East Precinct Week 13 Reported Statistics



Previous Week: 03-18-12 to 03-24-12  
 Current Week: 03-25-12 to 03-31-12  
 Year-to-Date: January 1 to March 31

POLICE BUREAU

REPORTED PART 1 CRIMES IN NORTH PRECINCT  
FOR THE WEEK OF 03-25-2012 THRU 03-31-2012

PT 1 CRIME	PREVIOUS WEEK 03-18-12 03-24-12	CURRENT WEEK 03-25-12 03-31-12	CURRENT YTD DAILY AVG	LAST YTD DAILY AVG	CURRENT YTD TOTAL	LAST YTD TOTAL	# CHG YTD	% CHG YTD
HOMICIDE	0	1	0.01	0.02	1	2	-1	-50%
RAPE	1	2	0.22	0.09	20	8	+12	+150%
ROBBERY	8	5	0.80	0.71	73	65	+8	+12%
AGGR ASLT	12	21	1.52	1.51	138	137	+1	+1%
BURGLARY RESIDENT	20	12	1.86	1.66	169	151	+18	+12%
NON-RESDN	14	11	1.52	1.10	138	100	+38	+38%
LARCENY SHOPLIFT	20	31	3.62	3.21	329	292	+37	+13%
FROM AUTO	60	76	10.25	8.30	933	755	+178	+24%
OTHER LAR	46	37	6.20	4.95	564	450	+114	+25%
AUTO THFT	14	19	3.48	2.53	317	230	+87	+38%
ARSON	1	2	0.20	0.16	18	15	+3	+20%
TOTAL	196	217	29.67	24.23	2700	2205	+495	+22%

INFORMATION SOURCE: PPDS CRIME DATA FILE. REPORT USES  
'REPORTED DATE' FOR TIME PLACEMENT OF CRIME.  
CASES ARE INCLUDED IF THE LOCATION OF  
OCCURRENCE IS IN NORTH PRECINCT.

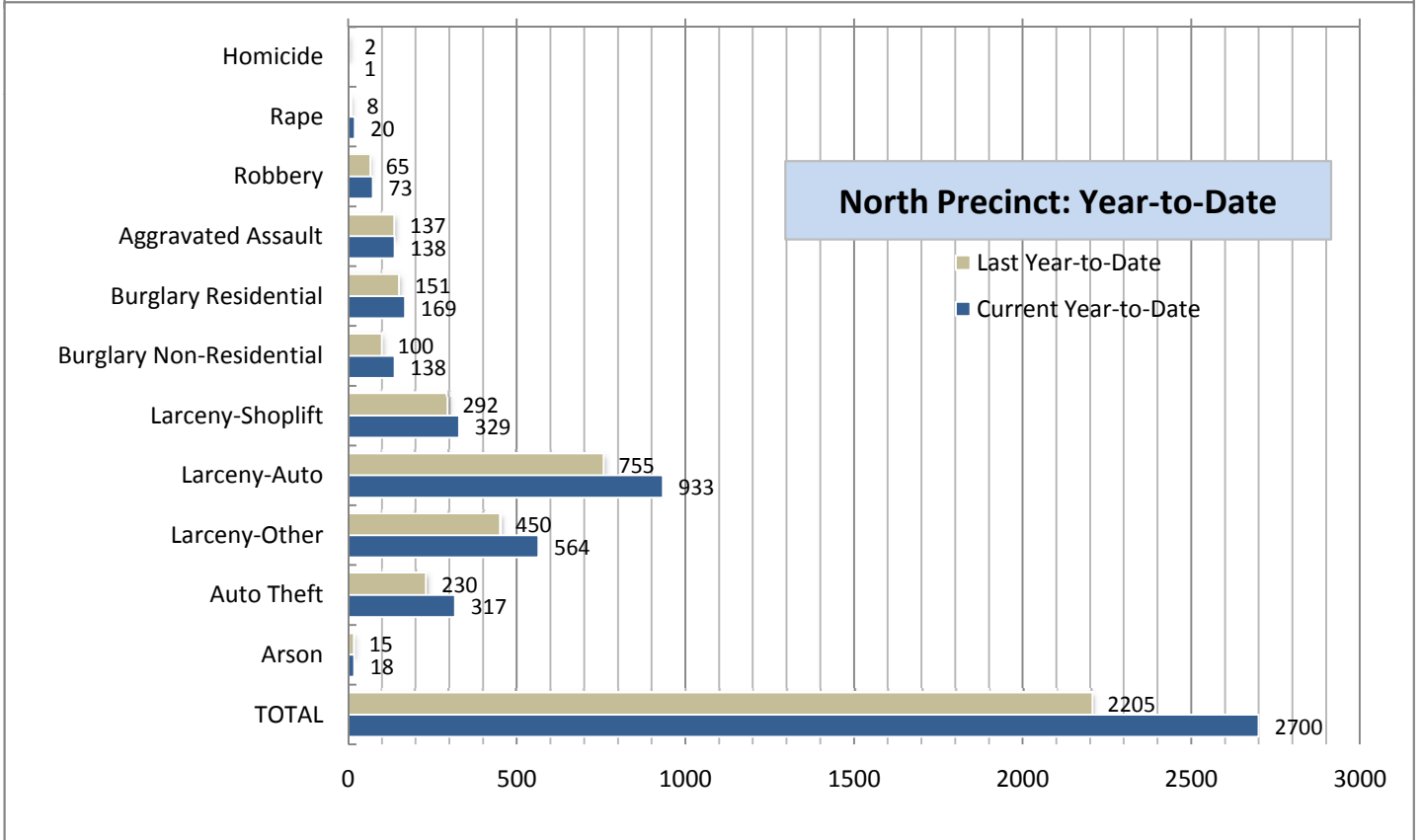
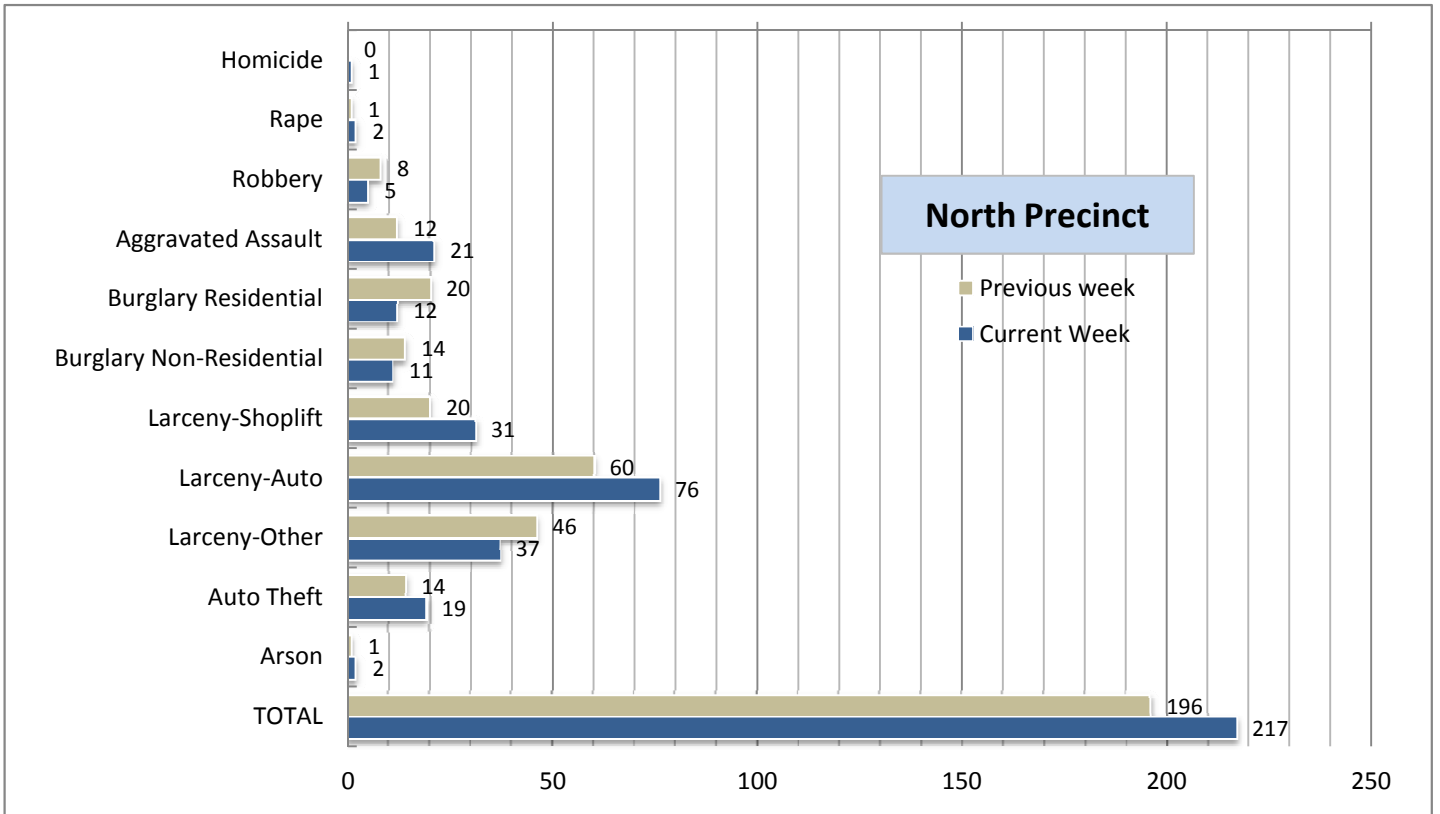
YEAR-TO-DATE STATISTICS ARE UPDATED TO INCLUDE  
THOSE CRIMES WHICH WERE REPORTED SINCE 1/1/12  
(OR 1/1/11) BUT WERE NOT PROCESSED UNTIL AFTER  
THE WEEKLY STATISTICS WERE OBTAINED.

YEAR-TO-DATE DAILY AVERAGE IS THE YTD TOTAL DIVIDED  
BY THE NUMBER OF DAYS FROM THE BEGINNING OF THE YEAR  
THRU THE END OF THE CURRENT WEEK.

TOTALS FOR ALL 3 PRECINCTS MAY DIFFER FROM CITY-WIDE  
TOTALS DUE TO SOME OFFENSES HAVING AN UNKNOWN LOCATION.

'% CHANGE' IS COMPUTED BY THE FORMULA:  
(CURRENT YTD TOTAL - LAST YTD TOTAL) / LAST YTD TOTAL X 100

# Portland Police Bureau : North Precinct Week 13 Reported Statistics



Previous Week: 03-18-12 to 03-24-12  
 Current Week: 03-25-12 to 03-31-12  
 Year-to-Date: January 1 to March 31